


PALLET CELL

SS-2

Pre-Engineered
Palletizing Solution



Advanced palletizing in a compact layout

Automated Pallet Loading and Expanded Add-On Options


Automated palletizing with pallet loading and expanded add-on options

The SS-2 offers flexible palletizing with expanded options for customization. The added cell space allows for options like empty pallet loading, slip sheet handling, shrink wrapping, and more, making this an extremely versatile solution in a compact space.

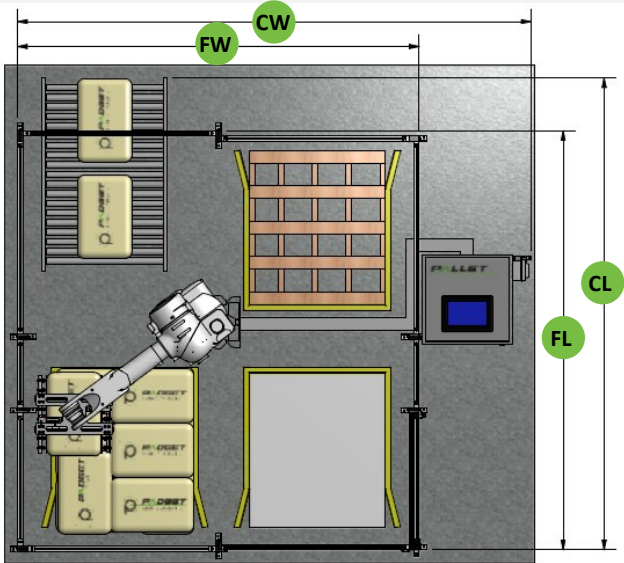
- ✓ Fast, easy installation and setup
- ✓ For boxes, bags, or other stackable goods
- ✓ Proven design, reliable performance
- ✓ Compact footprint
- ✓ Add and change product dimensions and types
- ✓ Multiple options: shrink-wrapping, pallet conveyance, labeling, and more
- ✓ Intuitive touchscreen HMI
- ✓ Short lead times

PALLETCELL.COM

Model: SS-2



TOP VIEW



Standard Dimensional Specifications

- CW Cell Width:** 13'-4"
- FW Fence Width:** 10'-5"
- CL Cell Length:** 12'-3"
- FL Fence Length:** 10'-10"
- H Overall Height:** 7'-3"

Standard Features

- Robot:** Kawasaki RD80 high-speed palletizing robot
- Infeed Conveyor:** Roller conveyor configured for boxes or bags
- Controls:** Allen Bradley with touch screen HMI
- EOAT:** Configured based on product being palletized
- Safety:** Light curtains, safety relays, interlocks, clear safety enclosure

Options

- Auto pallet conveyance
- Shrink-wrapping
- Labeling
- Slip sheet magazine
- Scanning
- Tool changing
- Pallet feeding
- More on request

PAYLOAD UPGRADES

Cells can be upgraded to accommodate larger payloads by incorporating the Kawasaki CP series of palletizing robots along with other EOAT options.